



JC Raulston Arboretum

AT NC STATE UNIVERSITY

Planning and planting for a better world

Friends of the JC Raulston Arboretum Newsletter

Number 5, Fall 1998


Director's Letter

THE SEARCH IS OVER!

by Bryce Lane

I am happy to announce that the search for the Director of the JC Raulston has been successfully accomplished. After many months, much effort, and six interviews, a director is named! Dr Robert (Bob) E. Lyons from Virginia Tech University will come on board starting February 1, 1999. Bob has been at Virginia Tech for 17 years involved in research, teaching and directing the Virginia Tech Horticulture Gardens since 1983. He is a premier teacher, dearly loved by his students and recognized by his university. He has also received journalism awards from the Garden Writers Association of America for both writing and photography.

Bob received his BA in biology from Rutgers University in New Jersey in 1976. He attended the University of Minnesota where he obtained MS and PhD degrees in Horticulture. In 1981 he joined the faculty at Virginia Tech and moved up the ranks to full professor in 1995. Although he has worked on building the Virginia Tech Horticulture Gardens since 1983, he was named its first and only director in 1994. The Horticultural Gardens are used primarily as an outdoor laboratory for students, who



Dr. Robert E. Lyons, Director, JC Raulston Arboretum

represent the labor force for operation of the garden. The gardens have become very popular in the Blackburg community where Bob now works with numerous community volunteers on a regular basis.

Bob teaches numerous courses at Virginia Tech. He teaches two herbaceous plant courses, a

horticulture writing course, and public gardens maintenance. He is very involved in many extra curricular students activities and accompanies students on many field trips and competitions. I have known Bob for a long time and am very excited about how energetic

See **Director's Letter**, page 20

Table of Contents

Plant News.....	3	Nursery News.....	10
Garden News.....	5	Publication News.....	11
Development News.....	6	Travel News.....	13
Volunteer News.....	8		

Editor's News

You might not know Sue Aldworth, but you may be familiar with her legacy at the Arb. Sue painted the famous murals on the walls of the volunteer office and designed the 1995 t-shirt — the most popular in Arb history. It was my pleasure to meet her for the first time in September. She wanted me to say hi to everyone, and let you know that you can see her latest project on the internet. Just type: http://project.bio.iastate.edu/trees/campustrees/ISU_trees.html, then quick, do a bookmark! What you'll see is a site that displays a lot of information about the trees and shrubs on the Iowa State University campus. Sue has now moved on to Indianapolis, Indiana. Good luck, Sue, as you continue your extended tour of US college towns. Let me know if you make it to Columbia, MO, I know some great trees there. ■

Echinacea purpurea 'Kim's Knee High' (PPAF) – Dwarf Purple Coneflower is a new introduction for spring 1999 from Niche Gardens. According to Kim Hawks, "Gardeners are very excited by the plants dwarf stature (15-17 inches), profusion of flowers and attractive foliage." For more information call Niche Gardens at 919-967-0078. Interested wholesalers can buy in quantity from Sunny Border Nurseries (1-800-732-1627) or Walter's Gardens (1-888-925-8377). ■

The community garden movement is alive and thriving in Durham, NC thanks to an organization known as Seeds (South Eastern Efforts Developing Sustainable Spaces). They are starting community gardens and other projects in several locations in Durham. To volunteer or to get further information contact, Seeds, 111 W. Main St. Durham, NC 27701, 919-683-1197. ■

Where have all the *Franklinias* gone? (Looong time pa-assing). In 1765, John and William Bartram found a small grove of an unknown tree along the Altamaha River in Georgia. On a later trip, William took seeds back to Philadelphia to propagate in their botanical garden. It was named *Franklinia alatamaha* in honor of John Bartram's great friend, Benjamin Franklin. The tree was never seen in the wild after 1803, but fortunately, because of the Bartrams, *Franklinias* still do exist. To celebrate the 300th anniversary of the birth of John Bartram, Historic Bartram's Garden in Philadelphia is conducting a national census of *Franklinia alatamaha*. If you are growing a *Franklinia* please contact these people at 215-729-5281. You can also fill out the census form on the web, www.libertynet.org/~bartram. ■

The E*Garden website, www.egarden.com, is introducing a new gardening calendar. Events sponsored by the JC Raulston Arboretum are among the initial listings. E*Garden president and Arboretum volunteer Linda Watson says:

"The interactive filtering provided by this calendar makes it unique. With a few clicks, you can display a calendar that shows, say, only the garden tours in Louisiana or only wildflower classes in New England. We hope it will help the local community cross the boundaries of their current speciality groups. It should also help business travelers or those who want to plan their vacation around an event like the Friend of the Arboretum Plant Distribution."

Listings are free for non-profit organizations such as the JC Raulston Arboretum, garden clubs, and plant societies. E*Garden also sells plants, garden art, and accessories. For those of you on the web, check out the E*Garden and see what a good job Linda has done. Good luck on your new business Linda, and thanks for everything you do at the Arboretum. ■

Correction

Several typos made their way into last issue's article by Pam Baggett, "Summertime Blues." Golden coneflowers shoot skyward on 6 foot stem, not 6 inch stems. *Salvia guarenitica* is in fact 3-5 feet instead of inches, and *Sorgastrum nutans* 'Sioux Blue' produces 4 foot tall foliage topped with 6 foot tall inflorescences. I appologize to Sue and the readers for these errors. ■

Plant News

1998 JC Raulston Arboretum Plant Distribution, NCAN Charlotte, NC, Sept. 25-26, 1998

by Mitzi Hole and Douglas Ruhren

Each year a selection of plants from the JC Raulston Arboretum are propagated and distributed to NC nurseryman at the NCAN Trade Show as a means of spreading new or uncommon plants throughout the state for trial, observation and possible commercial production. The selection of plants is based on their ability to be propagated when the Dept. of Horticulture's propagation benches are empty, adequate size of stock plants in the Arboretum to allow taking 200 cuttings, and absence in the existing commercial industry.

Nurserymen are welcome to come take cuttings at any time from the Arboretum to provide stock plants for their operations. We do request that nurserymen taking cuttings for the first time make an appointment with Mitzi Hole at 919-515-1632 to coordinate which materials may be collected and our guidelines for collecting.

9801 *Acer mono* (Aceraceae) "Painted Maple" - This handsome deciduous tree grows to 60'. It has good fall color, hence the common name. This tree is grown in the sun or part shade. We grew this maple from seed, which were sown in the fall outside and overwintered until they germinated in the early spring.

9802 *Agarista populifolia* (Ericaceae) "Florida Leucothoe" Formerly *Leucothoe populifolia*. This large evergreen shrub grows to 10' in the shade. It has showy white flowers in the spring. Grows to Z6. With it's thick growth habit this would be a good screening plant for the shade. It is easy to propagate by semi-hardwood cuttings. We took our cuttings in December.

9803 *Arbutus unedo* 'Compacta' (Ericaceae) "Strawberry Tree" This small evergreen tree has striking red bark. The white flowers bloom in the winter followed by scarlet fruit that look like strawberries. It grows best in partial shade. We propagated semi-hardwood cuttings in the winter and early spring.

9804 *Berberis wilsoniae* var. *stapfiana* (Berberidaceae) This semi-evergreen barberry only grows to 3'-4'. The foliage is blue green and it grows gracefully arching stems. We propagated semi-hardwood cuttings in February.

9805 *Callistemon* 'Woodlanders' Red' (Myrtaceae) "Bottlebrush" This is a hardy shrub with showy red flowers. Tough plant that can take dry soil. Evergreen for the sun. Cuttings can be taken from winter through summer.

9806 *Cryptomeria japonica* 'Giokumo' This conifer has a dense, compact habit. It grows well in the sun or light shade. Z7. Cuttings can be taken year round.

9807 *Daphniphyllum macropodum* (Daphniphyllaceae) This bold, evergreen shrub or small tree grows best in shade. It is hardy to Z7 at least. Can be propagated by softwood cuttings or seed. We were unsure how to treat the seed and found that it did not matter. They can be directly sown or cold stratified for almost 95% germination.

9808 *Emmenopterys henryi* (Rubiaceae) Chinese relative of *Pinkneya*. It is a large deciduous tree that with age has showy flowers. Hardy to Z7 at least. We have propagated by semi-hardwood cuttings of the root sprouts in early summer. Seems to be a fast grower, growing 2-3' in the pots this summer.

9809 *Hypericum galioides* 'Brodie' (Guttiferae) This is a tough small shrub to 2' with a 3-5' spread. The foliage is narrow and the flowers are yellow. Sunny conditions in Z7. Easy to propagate from cuttings all summer.

9810 *Ilex vomitoria* 'Grey's Littleleaf' (Aquifoliaceae) "Yaupon Holly" with tiny, glossy leaves. Grows in the sun or light shade. Z7. Sticking these tiny cuttings in the winter took a great deal of patience and nimble fingers.

9811 *Kerria japonica* 'Kin Kan' (Rosaceae) This deciduous small shrub has very showy yellow stems in winter. In spring, it has orange yellow flowers. Z5. Grows best in shade. As easy to propagate as other *Kerrias* with softwood cuttings in the summer.

9812 *Kerria japonica* 'Albescens' (Rosaceae) This *Kerria* is a 6-8' deciduous shrub. Single flowers open yellow and become cream

See NCAN, next page

Plant News

NCAN, continued

colored. Z7. Grows in light shade. Easy to propagate all summer with softwood cuttings.

9813 *Kniphofia triangularis* (Liliaceae) Hardy perennial with narrow, grass-like leaves. It has red orange spikes that turn to yellow. The spikes of flowers are 5'. Propagated from seed. Tough and easy to grow in dry sunny conditions.

9814 *Magnolia sieboldii* (Magnoliaceae) "Oyama Magnolia" Small deciduous tree with fragrant white flowers in the summer. Prefers light shade and was grown from seed. Seed germinated after a 4 month cold stratification.

9815 *Pittosporum heterophyllum* (Pittosporaceae) This evergreen Pittosporum has narrow foliage and fragrant pale yellow flowers in the spring. Hardy to Z6. Grows in light shade. Very easy to propagate by semi-hardwood cuttings from summer until late winter.

9816 *Pittosporum tobira* 'Tall and Tough' (Pittosporaceae) This is a hardier form of *Pittosporum tobira*. Evergreen shrub for the shade or sun that grows to 6-8'. Fragrant flowers and grows to Z7. We propagated semi-hardwood cuttings from winter through the summer.

9817 *Poncirus trifoliata* 'Flying Dragon' (Rutaceae) "Trifoliate Orange" Citrus relative with orange like fruit. It has an intriguing contorted habit and fragrant white flowers. Will grow in sun or light shade to Z6. We grew these from the seed which need no treatment. Can be propagated by cuttings, but the thorns make it difficult to handle.

9818 *Prunus persica* 'NCSU Dwarf

Double Red' (Rosaceae) This dwarf peach is a show stopper in the spring with it's double red flowers. Grows to 6' and does produce edible fruit. NCSU's Dr. Denny Werner bred this peach. Comes true from seed and grows in sun to Z6.

9819 *Pterocarya stenoptera* (Juglandaceae) "Chinese Wingnut" Fast growing multi-trunk tree to 60-80'. Showy pendulous small winged nuts make this an interesting tree. Grown from seed that need a 4 month cold stratification. These seedlings have grown 2' since June.

9820 *Serissa foetida* (Rubiaceae) This is the hardy selection of this small evergreen shrub. It has white flowers blooming in spring and fall. The roots of this shrub have the offensive odor from which it gets its name foetida. Will grow in sun or light shade to Z7. Very easy to propagate from semi-hardwood cuttings from summer till late winter.

9821 *Trochodendron aralioides* (Trochodendraceae) "Wheel Tree" This is a dense spreading selection of this evergreen tree. Grows in sun or light shade to Z6. Cuttings were taken in late winter. It is very slow to root so that it may be a better plant for the specialty nursery.

9822 *Viburnum* X '*Pragense*' (Caprifoliaceae) Evergreen shrub growing to 8'. It has glossy, handsome leaves in the sun or light shade. This viburnum has white flowers. Grows from Z5 to 8. Easy to propagate from cuttings through the summer.

9823 *Zephyranthes flavissima* (Amaryllidaceae) "Rain Lily" This yellow flowered hardy bulb blooms from May through October. Can be propagated by divisions or seeds. Seeds are directly sown and germinate in a couple of weeks.

Plants Under Evaluation at the JC Raulston Arboretum

The following plants, not included in the distribution packets, are currently under evaluation at the Arboretum. If anyone has any information about them, please let us know.

Clematis cirrhosa Blooms from October through at least December in zone 7, all winter in warmer areas. Grows to 20' but readily restrained to a smaller size. Beautiful, glossy foliage from October to July, then defoliates until fall. It was long sought after by both Elizabeth Lawrence and JC Raulston. Mediterranean native.

Ligustrum quihoui Absolutely covered with cream-colored flowers for at least a month in early summer's down time, with some rebloom later. Ten to twelve feet, semi-evergreen, probably hardy to at least Z6, fully hardy in Z7. Chinese native.

Beschorneria septentrionalis Dramatic, brilliant 5' red stems bearing red and green flowers for 4-6 weeks in spring. Prefers shade over full sun. Evergreen yucca-like foliage makes a rosette 1-2' tall by 3-4' wide. Z7. Mexican native.

Gelsemium sempervirens Woodlander's pale yellow selection. A new and different color of one of our best native vines. This is a plant already widely accepted by both the nursery industry and the public. Z7. Southeastern US native.

Eleagnus pungens 'Glenn Compact' This selection from Glenn St. Mary Nursery, is a 4-5' selection of a common indestructible landscape plant and allows its use in smaller scale gardens. ■

Garden News

Conifer Culture at the Arboretum

by Guy Meilleur

Large conifers can make an irreplaceable backdrop for any garden, and our Arboretum has several that bring out its beauty. But like every plant, they must adapt to changes in their environment. Older trees affected by great changes need human help to survive them, and I thought it might be interesting to describe some of the arborculture that's been done to keep our green giants jolly.

The Italian Stone Pine, *Pinus pinea*, stands at the driveway gate. Its crown does an excellent job of concealing electric wires, but it has been losing lower branches at an alarming rate. After having its dead wood removed, its root zone received an inoculation of mycorrhiza in compost to stimulate new root growth. Whether you call it soilbuilding, root feeding, or vertical mulching, this process has produced dramatic renewal in declining older trees.

Nearby stands a *Cupressocyparis leylandii* "Greenspire". A highly ornamental feature of this Leyland cypress cultivar are the gleaming droplets of golden resin that adorn its naturally peeling bark. You'd better catch the show soon, because it appears to be caused by a canker

disease. Samples have been sent to the NCSU Plant Clinic. Whether they call it *seiridium* or *scleridia* or any other name, it may well be fatal.

As you walk from the Klein-Pringle White Garden to the east Arboretum you'll see on the left two close relatives which have withstood some dramatic changes. Next to the walkway stands *Thuja occidentales* "Fastigiata", which lost major portions of its root area to construction of the stone wall and the pavement. The root inoculation process describe above was administered, and during construction the remaining root zone was heavily mulched. The tree has lost only a few small branches, and with continuing tender loving care by Karen Jones, its prognosis is very good.

Behind it stands, or you might say leans, *Thuja occidentales* "Pyramidalis". Our old friend Fran pushed it over about thirty degrees, and the roots to the northeast bulged aboveground, stretched but not snapped. After considering guying (where'd that word come from, you horticultural etymologists?), propping, and other mechanical intervention, JC always opted for a more natural approach. Many large branches on the leeward side were shortened or removed, with great care taken to preserve the natural shape. A slurry of compost was poured under the bulging buttress roots and burlap put over the top, to lessen dessication. After two years it has straightened remarkably.

In the Garden of Winter Delights a redwood, *Sequoia sempervirens* "Soquel", aspires to the sky a second time. Its first spire was lopped off after succumbing, Deodara-like, to freeze or disease. My guess is with the former, and I'll

keep my eyes peeled this winter to see if it again loses its top. I hope you too keep your eyes on our big green friends. They are more subtle than showy, but their changes are just as fascinating as any angiosperm's.

Guy is the Conifer Curator at the Arboretum. ■

Garden of Winter Delights

By Jonathan Nyberg

"The sight of a Mume in a snowstorm has no charms for me. I like it as I first saw it on a bright January day. It stood there in the sunshine, so tenderly pink against the long gray moss on the live oaks, like a picture of youth and age."
Elizabeth Lawrence, Gardens in Winter

I'm hoping for one of those bright, sunny days on **February 7, 1999**, for the **1st Annual Prunus mume Festival**. Most people know that the *Prunus mume* was one of JC's favorite small trees, thus we are lucky to have some lovely specimens in the winter garden. The main purpose of the festival is to offer an excuse for people to get out and see the Arboretum in winter, especially of course, to admire and worship the mumes. Please come to the Winter Garden between 1 p.m. and 3 p.m. for drinks, snacks and a look at the Arboretum in winter.

Thanks to **Susan Lohr, Ella Schramm** and **Doris Huneycutt** for their help in the garden this summer. Also to **Pam Baggett** for plant donations.

We have a lot of colorful chards, kales, lettuces and mustards in the garden now — if the rabbits haven't eaten all of them. Stop by and take a look. Maybe we'll be serving rabbit stew on Feb. 7th! ■

Development News

Urban Forestry Grant Awarded

The NC Division of Urban and Community Forestry awarded a grant of \$9,450 to the Arboretum for the evaluation and redistribution of plants in the construction are for the future education center. This grant will be matched with over \$30,000 in staff time and university support. Work on the project has already begun.

Doug Ruhren, staff horticultural advisor, said, "Mitzi Hole and I have assessed each and every plant in the west Arboretum. We have determined that some are no longer necessary for continued evaluation. These will be eliminated or transplanted elsewhere. Others we would like to keep in the collection are too large to hold over at the Arboretum. These will be propagated or acquired again from other sources."

Some plants will be stockpiled at the Horticultural Field Laboratory during construction. Others will be distributed to public gardens and municipal and state agencies. NC State Landscape Services and the City of Raleigh are official cooperators on the project.

Growers across the state and the nation will also be alerted to the opportunity to propagate from the collections before they are moved.

Education Center Update

Perhaps the most exciting news on the campaign front is that Bob Lyons, the Arboretum's new director, is ready to join the challenge.

"The Raulston Arboretum has always set a high standard for teaching and outreach based on its excellent collections," Lyons said. "This center is essential to the growth of these programs. I look forward to working with the campaign cabinet to take the Raise the Roof Campaign across the finish line."

Thanks to planning funds provided by the NC State Legislature last year, construction documents have been completed and submitted for final review.

Meanwhile, as Arboretum supporters across the state made great strides in the effort to garner legislative support, fund raising continued in the private sector. Some significant contributions include the following.

Fairview Nursery made a contribution of \$10,000 to the Raise the Roof Campaign. This is the second year that they have made this contribution in JC Raulston's memory based on a percentage of their sales.

Diane and Chuck Flynt of Greensboro made a \$10,000 pledge.

Hawksridge Nursery made a \$10,000 pledge.

Deborah and Dennis Glass of Greensboro made a \$10,000 pledge.

Chip Callaway of Greensboro made a \$5,000 pledge.

Dr. Eloise Cofer of Raleigh made a significant gift in support of the NC State Faculty portion of the campaign.

Lotta and Allen Dick pledged \$3,000 to the campaign.

The campaign received a grant of \$3,000 from the **Community Foundation of Greater Greensboro** on behalf of Melanie and Robert Ketner.

Jefferson Pilot Foundation made a contribution of \$10,000 to support the construction of the Education Center's Roof Terrace Gardens.

Tom and Kathy Rucker of Winston-Salem made a gift of \$18,000 in support of the zone 8 pavilion.

Greensboro Friends of the Arboretum are in the closing stages of their highly successful campaign. Look for the final wrap-up of their work in the winter newsletter.


Charlotte Auction Tops \$7,500

NC Association of Nurserymen joined forces with Charlotte Friends of the Arboretum to raise over \$7,500 in an auction at the industry trade show at the Charlotte Merchandise Mart in September. This auction is one of a series of auctions sponsored by NCAN in support of the Raise the Roof Campaign.


"We are very grateful for the generosity of all those who donated their plants and products to the auction," said Catherine Maxwell, Arboretum Director of Development. "Members of NCAN and NCLCA have been driving forces behind the Arboretum since its beginnings. This auction is only one of the many wonderful ways that they help keep the Arboretum and its programs growing."

"I also want to thank our Charlotte friends, who worked hard to make the auction a success. We especially appreciate the help of Ted Caudle, who recruited and organized the volunteers." ■


More Gala Pictures!




Cat gets support from volunteer Andrew Goodridge .




Doug Ruhren had the important job of holding up this post.




Harriet Bellerjeau helps with table decorations.



Boy, did we all get a good shower?



Douglas Parker at the gate.



Kathleen Thompson with one of her masterpieces.

Volunteer News

By Harriet Bellerjeau

Another season has passed and with it events merge themselves into the parts of Arboretum chronology that make knowing and working with volunteers so very rewarding and meaningful. Their service is unending. Their devotion is unsurpassed. All efforts are generous and appreciated. ■

Volunteer Spotlight

Two labels up for Tom Bumgarner

Sometimes people are quiet and unassuming. They seem to be around a lot but don't draw attention to themselves. They are a wealth of information, if you take the time to ask. They are serious people who can disarm you with a smile and share the subtle humor of life. They draw on a wealth of experience and an aptitude for the history of things. They just see to it that what they are responsible for gets done. They share the sheer joy of giving something their complete attention. Tom's like that about plants and people.

The Arboretum is fortunate that Tom Bumgarner signed up early on as a volunteer. Not only has he grown with the Arboretum's growth but he is now more like a walking encyclopedia with respect to the history of the plants their identity and location. About seven or eight years ago, JC gave him the awesome task of mapping all the beds. Tom described this as going out with tapes and graph paper and

recording the shape of each bed. JC then took the 1:10 scale maps and recorded the plants, often with Tom in tow.

These early maps provided invaluable information for the computerized mapping system which followed. Tom recalled working with JC. "I enjoyed being around JC; he was a real plant person". Tom went on, "Since JC's passing, I think a lot of good things have happened at the Arboretum. People have pulled together and have done a lot of things."

Valerie Tyson, plant recorder began the task of computerized mapping in 1993. Val recalls, "Tom remained undaunted in spite of the sheer volume of work and incredible lack of information. He reviewed bed maps over and over without complaint."

Tom and his crew come to the Arb regardless of the weather, says **Mitzi Hole**. "He's always willing to help with whatever we need done. But I'll never forget the first plant give-a-way for which I was responsible. I'd only been here since July and didn't know how this was done, there were no labels on things and it was very confusing. Tom really came to my rescue!"

Tom's patience is what the labeling volunteers, **Carolyn Fagan, Margaret Jordan, Bill Satterwhite** and **John Schott**, appreciate most. He'll drop his own work to help you identify a plant, often taking you to a different part of the Arboretum to point it out and let you know about its growth habit and arboretum history. "He just doesn't seem to get tired or frustrated at the process. I've seen him bend down at the end of a long, hot six hour day and restake a fallen label", says John.

Tom does other volunteer tasks for the Arb. He's been a tour guide for 12 years. Tom was a master gardener in 1985 and started in 1986 with **Vivian Finkelstein** as a tour guide. Viv recalls that in 1987, Tom was one of the people who contributed plants and assistance in a complete renovation when Tony Avent took over the lathhouse from the first curator, MK Ramm.

When Tom was interviewed, he talked about his wife, **Marie**, who helps him with all the things he does. More often than not, Tom shows up to help with mailings or to attend Arboretum events he's accompanied by Marie. They curate the fern gardens at the State Fair Grounds.

At home, Tom's now rebuilding a sun garden due to the damage Fran left him. He had an extensive collection of camellias and ferns, but the 25 pines that fell and the bulldozers that followed destroyed most of that. With all the work ahead Tom's trying to cut down on his *Hemerocallis* collection. I asked him how many varieties he had left. "A little over 100," he said. So I asked the next question, "how many did you have?". "Oh, over 200!!!"

Tom personally received an award from the **Secretary of Agriculture, Jim Graham**, for the chrysanthemum display at the State Fair Grounds. He's also heavily involved with the growing and sale of the azaleas each spring and this year is the judges chairman for the flower show display. He and Marie will be there during fair week to see that everything runs smoothly.

"Gardening has always been a special interest of mine," he said

See **Spotlight**, next page

Volunteer News

Spotlight, continued

when I asked how he'd been so bitten by gardening. "I just always liked it. I grew up on a small farm that grew boxwoods near North Wilkesboro, NC. My grandparents also had a farm where I was allowed to roam among the woods and creeks."

Tom, we appreciate the endless hours of time and the accumulated knowledge you continue to share at the Arboretum Tom. We thank you for your dedication and devotion in your 13 plus years of service to the Arboretum, ten of them as labeling curator. And we salute your commitment to horticulture as an active member of the Wake County Master Gardeners, the Wake County Men's Garden Club, the Camellia Society and the Hemerocalis Society.

Should anyone wish to become a part of the wonderful work Tom is doing in labeling or mapping, please contact him directly at 231-7450. Labelers meet on Tuesdays at 9 a.m. Volunteers work til noon or bring their lunches and work until 2 or 3 p.m. Tom says the lunches are usually the highlight of the day because they all sit around the table in Mitzi's building and share stories. This is a great way to learn about the plant collections and work with an especially talented curator.

Plant Distribution

There is a catch phrase circulating these days: "We work for plants." That pretty much summed up the atmosphere around the Arboretum during the recent bagging and preparation of plants for the NCAN (North Carolina Association of Nurserymen) trade show in Charlotte. The following week, the volunteers focused their expertise on the

annual plant distribution for Arboretum members. These bagging efforts don't usually happen back to back as it did this year. Over 500 volunteer hours went towards these two enormous annual efforts.

Mitzi Hole, the Arboretum's research technician, who is responsible for organizing and overseeing the bagging and distributions, deserves a standing ovation. She arrives early, stays late, directs the volunteers, attends the events and has nothing but praise for the volunteers who work beside her in the heat and sun to make things ready. She wanted you all to know how much your assistance means to her in getting new plants out into the industry and private gardens.

Special thanks to: **Debbie Parsons, Patricia Highland Mary Peters, Bee Weddington, Pat and Jack Benson, Peg Fisher, Ann Davis, Ruth Albright, Wendy Elliott, Beth Lane, Shirley Jones, Ann Goebel, Elaine Pace, Dan Burleson, Ben Bergmann, Bonnie O'Connor, Kathleen Thompson, Genelle Dail, Mary Raver, Judy Ryan, Bill Atkinson, Sara Lewallen, Sherrill Register, Linda Christensen, John Schott, Doris Huneycutt, Debbie Parsons, Roseanna Adams, Vivian Finkelstein, Sandie Reid, Jeannette King, Margaret Jordan, Amelia Lane, Beth Jimenez, Laurie Cochran, Peg Henderson, Cheryl Doyle, Mary Overcash, Donna Maroni, Karen Duch, Hazel Sink, Nancy Knight, Charlotte Presley and Bill Satterwhite.**

The 24th of August brought a warm, sticky day. However, as the volunteers gathered in the evening for a pot luck and slides in the

Klein-Pringle White Garden the day hung in a golden sunset. I've never seen the light so wonderful nor the food so delicious. There was fresh gazpacho, home-made baked beans, fried chicken and lots of watermelon shared among the smiles and talk.

Gardeners share a special spirit. Someone wondered, "Is it gardening that makes folks be such neat people, or are gardeners drawn to each other because they like being around neat people?". Perhaps it's a bit of both. The slides shared were enjoyed by all. Thanks for taking the time to bring them. Thanks to **Mitzi, Anita, Karen, Jonathan and Cat** for helping to make this event such a successful one.

Nyomi Collins, an early childhood development educator turned gardener, joined us on August 30, 1998 to present what children relate to in gardens. The lecture and workshop, targeted for tour guides and other volunteers interested in reaching young visitors, brought insight to the group by helping us to recall our early memories of gardens. Those memories were positive, happy times where we were surrounded by family or the freedom to explore our outdoor environments.

Please look for the children's display in the Visitors Center. A committee is looking for volunteers to research programs for children. This is needed as we become a popular place for children to learn about plants.

We welcome **Ken Zearfoss** as the new Southwest Garden Curator. If you would like to help Ken, please call him 919-846-7211. ■

Nursery News

by Jonathan Nyberg

New Mail Order Nursery

I recently visited **Pam Baggett's** house and garden in northern Orange Co. NC. Rarely have I ever visited a garden where the plants exuded such vigorous health! Now she is putting all of her gardening skill into a mail order nursery. I also saw her nursery plants and they were every bit as vigorous as her garden plants. This woman flat out knows how to grow plants. Her first catalogue is coming out in January, with color pictures and everything! To get on her mailing list call or write: **Pam Baggett, Singing Springs Nursery, 8800 Wilkerson Road, Cedar Grove, NC 27231-9324, 919-732-9760.** ■

Renowned Bulb Experts Form Exciting New Company

*From long time friends of the Arboretum, **Becky and Brent Heath**, comes the following press release. We wish them well in their new venture. JN*

(GLOUCESTER, VA) Well-known bulb experts, Brent and Becky Heath, today announced the opening of **Brent and Becky's Bulbs-The Original Daffodil Mart™**, a full service bulb company. In addition to providing every type of bulb currently available in the United States, **Brent and Becky's Bulbs** will also focus on the introduction of new and unusual bulbs from around the

world to the American gardening consumer.

The Heath's sold The Daffodil Mart to White Flower Farm, Inc. in May 1995. Though they have continued to serve as bulb ambassadors and educators for home and professional gardeners throughout the United States, the couple recently decided to return to their first love—working with the gardening public and providing the personal attention and customer service in a mail order business that has become their hallmark. **Brent and Becky's Bulbs** is not associated with The Daffodil Mart or White Flower Farm, Inc.

Brent and Becky's Bulbs-The Original Daffodil Mart™ plans to make the first catalogue of summer bulbs available in January of 1999, with the regular spring blooming bulb catalogue available in March of '99. For more information on the Heath's exciting new venture, call (804) 693-3966, or visit their website at www.brentandbeckysbulbs.com The website will feature unusual, difficult to obtain items, as well as newly-discovered bulbs not listed in either catalogue.

Special Note: As a special kick-off to celebrate the launching of this exciting new business, local gardeners may choose from a wide variety of **Brent and Becky's Bulbs** this fall at Roadview Farm Nursery (located 4 miles south of Gloucester Courthouse on Rt. #17S). For information, call Harry Corr at (804) 693-4772.

**Brent and Becky's Bulbs
The Original Daffodil Mart™
Heath Enterprises, Ltd.
7463 Heath Trail
Gloucester VA 23061
(804) 693-3966** ■

Chatham Co. Growers Association

There are a lot of nurseries in Chatham County. Some have been around 80 years, and others are expanded hobbies. They have banded together to form a Grower Association. Please call before visiting. With highway 64 now four lanes almost all the way to Pittsboro, Chatham Co. isn't as far away from Raleigh as it used to be. I've personally been to many of these nurseries and the plants are outstanding. Check 'em out. Thanks to **Bill Cure** and **Doris Huneycutt** for help with this listing.

Jessica Hilton
Plant Craze, retail perennials
3704 Corinth Road
Moncure, NC 27559

Lee/Edith Calhoun
Calhoun's Nursery, Mail Order
Antique Apples
295 Blacktwig Road
Pittsboro, NC 27312
542-4480

Karen Nowell
Barefoot Path, shrubs, trees, perennials, many Arboretum plants
224 Henley Road
Chapel Hill, NC 27514
929-3342

Martin and Ruth Stensen
Stensen's Greenhouses, retail bedding plants
1971 NC Hwy 42
Goldston, NC 27252

Tom and Sara Wilson
Sugar Lake Nursery, ground covers, camillias
562 Sugar Lake Road
Pittsboro, NC 27312
542-1635

See **Chatham**, next page

Nursery News

Chatham, continued

Sandra Errico
Empress Water Gardens
2911 Rivers Chapel Church Rd.
Siler City, NC 27344, 742-2048

Bill and Jennifer Cure
Cure Nursery, wetland trees, shrubs
880 Buteo Road, Pittsboro, NC
27312, 542-6168

Rita Baldwin, Orchids
Hank's Chapel Greenhouses
2698 Hank's Chapel Road
Pittsboro, NC 27312, 542-6076

Ronald Copeland, Apex Nursery
wholesale trees and shrubs
2925 N.C. Hwy 751
Apex, NC 27502, 362-8315

Lynn Gaito, wholesale perennials
Hills of Haw Nursery
8 Hills of Haw
Pittsboro, NC 27312, 542-5521

Jeff and Janice Rieves, perennials
Southernwood Farm & Nursery,
572 Indian Creek Estates
Goldston, NC 27252, 898-2951

Andy and Vaughn Upshaw
Pleasant Gardens Nursery, arums,
hellebores, cyclamen
752 Shambley Road
Pittsboro, NC 27312, 663-3725

Sharon Day, wetland perennials
Mellow Marsha Farm, 205 Anolis
Pittsboro, NC 27312, 542-3532

Jim Massey
Holly Hill Daylily Farm
PO Box 1019
Chapel Hill, NC 27514

Roger and Gwen Boyles
Take Root Nursery, ferns
220 Blakes Drive
Pittsboro, NC 27312
967-9515

Phil Dark
Oakmont Nursery, retail, wholesale
trees and shrubs
9985 Hwy 64 West
Siler City, NC 27344, 663-3607

Mike and Greta Duckwall
Hickory Mtn. Plant Farm, Hosta,
woodland perennials
148 Hadley Mill Road
Pittsboro, NC 27312, 542-0360

Albert and Dot Vestal
Vestal's Garden & Florist, retail
bedding plants
2272 US 421 North
Siler City, NC 27344, 742-3222

Pat Michenfelder
Mich Gardens at Jordan Lake,
wholesale, retail perennials
86 Beaver Creek Road
Apex, NC 27502, 387-0402

Doris Huneycutt, perennials
22 Oakwood Drive, groundcovers,
Pittsboro, NC 27312, 542-3813

Pansy and Neil Flynt
Flynthill Farm, retail landscape
plants, PO Box 571, Pittsboro, NC
27312, 542-5308 ■

Publication News

by Jonathan Nyberg

How to Grow a Chair: The Art of Tree Trunk Topiary by Richard Reames and Barbara Delbol is the stocking stuffer book for the gardener on your Christmas list this year. It chronicles the life and art of Axel Erlandson of CA, who spent much of his life creating "Arborsculpture," or the shaping of live tree trunks into amazing forms. If you are not familiar with this, you will simply not believe the photos in this little book. In 1947, Erlandson opened "The Tree Circus," a roadside attraction, to display the trees (admission 25 cents). Many of the trees have recently been saved due to the efforts of author Reames and others. You can even order a living chair for your garden. The easiest way to order the book is from E*garden, www.egarden.com, on the internet – just a few clicks and the book will arrive wherever you want it to in a few days. You can also order from the author: Arborsmith Studios, 1607 Cave Camp Road, Williams, Oregon 97544. The cost is \$16.00.

From *Arnoldia: The magazine of the Arnold Arboretum*, Spring 1998, comes an article by Harvard professor Stephen Jay Gould entitled, "An Evolutionary Perspective on Strengths, Fallacies, and Confusions in the Concept of Native Plants." He writes, "We will not achieve clarity if we advocate a knee-jerk equation of "native" with morally best, and fail to recognize the ethical power of a contrary view, supporting a sensitive cultivation of all plants, whatever their geographic origin, that can enhance nature and bring both delight and utility to humans. Is it more "democratic" only to respect organ-

See **Publications**, next page

Publication News

Publications, continued

isms in their natural places (how, then, could any non-African human respect himself), or shall we persevere in the great experiment of harmonious and mutually reinforcing geographic proximity." Contact Circulation Manager, Arnoldia, 125 Arborway Jamaica Plain, MA 02130, Phone: 617-542-1718.

From Decatur, Georgia comes a magazine written specifically for Zone 7 piedmont gardeners — *Gardening Know-How*. It features large pages, lots of color and good plant articles. If you are a magazine junkie and need a new fix, here is the address and phone number as to where you can subscribe: 225 Ridgeland Ave., Decatur GA 30030. phone: (404)-378-0603 fax: (404) 377-0250. \$21.35 1 yr, 6 issues or \$38.47 2yr / 12 issues

From Thomson Publications comes a new book that should be useful to about everyone in the nursery business: *Spanish-English/English-Spanish Illustrated Agricultural Dictionary*, by Dr. Robert P. Price. From the brochure, "This is a dictionary that is entirely of agricultural, botanical and horticultural terms. It is designed to be used on a day-to-day basis if you are dealing with people who use Spanish, or it can be used outside the US where Spanish needs to be translated to English." \$27.95 each, \$22.95 for ten or more, Thomson Publications, PO Box 9335, Fresno, Ca 93791, phone 209-435-2163.

NC State Small Fruit Extension Specialist, E. Barclay Poling, has co-edited a new publication written for the home gardener, *Small Fruits in the Home Garden*. \$40 hardback, \$20 softback, from Food Products Press, 1-800-Haworth.

Of the Andersen Horticultural Library's Source List of Plants and Seeds, JC Raulston wrote, "I use it daily and couldn't exist without it." After answering phone call after phone call in the Arboretum office from people looking for this plant or that, I understand exactly how JC felt about this book. Please everyone, buy this book, then you'll know where to get everything. \$35, Andersen Horticultural Library, Minnesota Landscape Arboretum, 3675 Arboretum Drive, PO box 39, Chanhassen, MN 55317.

Bird by Bird: Some Instructions on Writing and Life
by Anne Lamott (Anchor Books, Doubleday)

"They're fancy talkers about themselves, writers. If I had to give young writers advice, I would say don't listen to writers talking about writing or themselves." Lillian Hellman

A friend gave *Bird by Bird* to me last winter. It is a series of anecdotes loosely based around a writing class Ms. Lamott is teaching. But stories and tangents spin-off faster than from Star Trek shows. For me, the most useful idea has been the "shitty first draft." She writes,

"All good writers write them. This is how they end up with good second drafts and terrific third drafts. People tend to look at successful writers and think that they sit down at their desks every morning, take a few deep breaths, dive in, typing fully formed passages as fast as a court reporter. But this is just the fantasy of the uninitiated. I know some very great writers and not one of them sits down routinely feeling wildly enthusiastic and confident. Not one of them writes elegant first drafts. All right, one of them does, but we

do not like her very much. We do not think that she has a rich inner life or that God likes her or can even stand her. (Although when I mentioned this to my priest friend Tom, he said you can safely assume you've created God in your own image when it turns out that God hates all the same people you do.)"

This passage is very typical of the entire book – a meaty, practical idea followed by a story with a philosophical nature. She is over and over self-deprecating, which could get old, but doesn't because she is so darn funny! Sentences like, "Having a baby is like suddenly getting the world's worst roommate" just make me laugh out loud.

If you are a writer and currently writing, please don't interrupt yourself by reading *Bird by Bird*. But definitely put it at the top of your list to read when the next bout of writer's block sets in. If you are currently between projects you would probably enjoy this book immensely. If you're not a writer but just like to laugh, you might want to give it a try. ■

Travel News

1997 Expedition to South Korea

by Tony Avent

This is the third and final installment of Tony's account of a trip to South Korea. See the Winter '97/98 and Spring '98 newsletters for previous articles. – J.N.

Tuesday 10-7-97

While most of the group stayed at the hotel to process and pack, Bleddyn and I decide to back track our steps back up the "hike from hell." We quickly found that starting from the back side of the trail is the way that most folks traverse the mountain...taking the steepest part first, while they still have some energy. The number of groups using the trails are absolutely amazing, even groups of Buddhist nuns. The nuns befriended us on our journey, giggling endlessly as I stopped to catch my breath, then later tugging on my backpack from behind to get another chuckle. We would see them again, later on the same ferry returning to the mainland.

After reaching the 2.5 km point, I took off down a steep bank to search for more silver centered *Arisaema peninsulae*. After finding a number of seed heads, I spotted what appeared to be a couple of clumps of liriopse on the hill. Upon moving further, I found this to be instead *Cymbidium goeringii*, one of the many endemic orchids to Korea.

By now it is just after noon and time to return to the hotel and check out for our afternoon ferry ride back to the mainland. Departing at 4 p.m., we arrive back on the mainland around 7:30 p.m., with the highlight of the ferry ride being a chance for the group to see their first Jackie Chan movie (comedic Bruce Lee style film). After debarking, and picking up our van (no vehicles allowed on this ferry), we headed back to our same hotel in Pohang for the evening.

After a quick dinner in a local eatery, and our nightly ritual of shopping for our in-room breakfasts of toast with jam, bananas, and re-heated noodles, it was in for an early night to prepare for an early start in the morning.

Wednesday 10-8-97

As we prepared to leave the hotel, Darrell spotted a very large gold leaf kerria beside the front door. The owner was kind enough to allow us to each take a piece...only hope it is really as good as it looked and not colored because of some toxic waste dump.

After the brief excitement of the kerria, we departed Pohang very early in the morning for the long drive to the southwestern port city of Wando to catch the ferry to our next stop, Cheju Island. We arrived shortly after 1 p.m. to find that the ferry is not only filled for today, but booked for the entire next week. By 2 p.m. we were starved, so we found a small restaurant in Wando and after dining and stopping at the Post Office to mail our second package back home, we headed north to the big port city of Mokpo.

Along the way, we stopped by a cut over hillside, where Bleddyn had found some interesting items four years earlier. The trees had begun to regrow (mostly *Euscaphis*

japonica) and were already in full fruit. On this seemingly dry bank, we found real treasures. Several of the native orchids were in abundance including both *Calanthe striata* and *Cymbidium goeringii*. Darrell was excited, as we found a small patch of *Tricyrtis macropoda* (*dilatata*). Under the thick weeds was also a stunning array of silver mottled *Asarum maculatum*...a seemingly unlikely place.

Riding up to Mokpo, the rice harvest in the region was in full swing. Unlike our visit to China a year earlier, all of the rice was harvested by miniature combines, which maneuvered perfectly in and out of the muddy rice patties.

Arriving at Mokpo, we managed to find our tiniest rooms yet, obviously constructed by a jack-leg carpenter, with features including no square walls, poorly attached linoleum, a missing sink, stopped up toilets, a tub that drained onto the floor, and doors installed side by side that wouldn't allow each other to open fully. I'm still fascinated by the total lack of show curtains in Korea...must be something cultural. Even in the poorest quality room, however, don't even think about entering the room without first removing your shoes...another cultural thing!

The only way these low end motels stay in business is that the owners run up and down the street knocking on cars and directing the occupants to their respective hotels (usually 10-30 rooms). With an overpopulated country, seemingly everyone had found their own niche in which to open a business.

We were able to get tickets this time, although it took running back and forth between three different buildings. We discovered, however

See Korea, next page

Travel News

Korea, continued

that the ferry did not return on Monday...our preferred departure date. As time was running out for the expedition, we again changed our plans and booked the 5pm return ferry for Sunday.

Thursday 10-9-98

We departed from the hotel just after 6 a.m. for our next ferry adventure on Cheju Island, and a site that Bleddyn promised would be the richest yet.

The giant old boat was used primarily for freight, and was missing the comforts of home like chairs. After loading the van, we had to return to the terminal and board through another passenger gate. As the gates opened, folks pushed their way onto the boat, securing their spot on floor of the enclosed passenger deck. It didn't take long after our 9 a.m. boarding for us to realize that this ferry was not at all like our Ullung experience.

Entire families and groups of friends frowned at us for evidently interfering with their "space". For the nearly six hour journey to Cheju Island, you had the option of sleeping on the floor (no mats), watching the ocean, or watching a movie. Also, unlike the ferry to Ullung, no one seemed to observe the no smoking sign, especially the older men, and we were all soon coughing and gasping in the smokey cabin.

We did meet a nice Indiana couple on the boat...one of the few Americans we had seen since leaving Seoul. She was a Korean native, and he was here in the service. It was fascinating to hear his stories of how backward Korea was in the 1960's with no paved roads outside of Seoul. He was truly stunned at

the changes that had taken place as Korea had made the transition to a modern technological society. They also introduced us to the pleasures of cantaloupe ice cream popsicles, which would become our after dinner treat for the remainder of the trip.

After an extremely uncomfortable journey, we arrived on the north end of Cheju Island. As most of our collections would be on the south side, we headed there to the town of Sogwipo to search for a hotel. The 45 minute drive skirting the base of Mt. Halla (tallest peak on the island) was a fairly easy trek...then off to search for hotels.

After checking out four hotels, our reconnaissance team chose the Hotel Napoli...certainly the nicest hotel since we had left Seoul. Checking in wasn't as easy as planned, since although the hotel accepted credit cards, their machine rejected at least one from everyone in the group. Finally, by pooling our resources, we managed enough cash for our three night stay.

Friday 10-10-97

After departing the hotel at 8 a.m., we dropped off our dirty clothes at a local laundry, then backtracked along the road which we had driven from Cheju City to Sogwipo. We dropped Darrell, Bleddyn and Ki-Hun off to collect, while Sue, Dan, and I returned to take care of some banking business. Changing funds in a bank in a large city proved quite easy. I had to also try to secure an airline ticket for my flight back to Seoul. Fortunately, the travel agency was near the bank and Ki-Hun's Korean paper saying, "I want a flight from Kwangu to Seoul at 5pm worked great...and for only \$34.

We returned to the first collecting site around 9:30 and found an

incredibly rich area. Both sides of the road were both moist and gently sloping. Almost as soon as we entered the woodland from the road, we were greeted with arisaemas, both *A. ringens* and *A. peninsulae*. While seed on *A. peninsulae* was plentiful, seed on *A. ringens* was quite a bit more scarce and all still quite green. Again, the ground was covered with hepaticas, but this time it was *Hepatica insularis* (a virtually non-existent species in US gardens). This species was smaller in stature than *H. asiatica* that we had found earlier, but the patterns of silver were much more striking.

Further away from the road, I discovered a site that was to become common place along this road...hostas growing with ophiopogon (narrow leaf form) and many different terrestrial orchids. The only hosta known to grow on Cheju Island is *H. venusta*, so it will be interesting to see what results from our varied collections. The hostas that we found in this region were growing in dense shade usually on dry cliffs. Near the hostas was another special find, a particularly dwarf form of the partridge berry, *Mitchella undulata*...complete with dwarf red berries.

It wasn't far from the hostas, that I began to find large patches of goodyeras, and boy, were they spectacular. First we discovered forms (species?) with beautiful silvery netted foliage, but it was the next species that drove us over the edge. This goodyera had velvety black leaves with a dramatic pink stripe down the center of each leaf. What I initially thought to be a rare find turned up everywhere we visited along this same road.

See Korea, next page

Travel News

Korea, continued

Our next stop was a bit further up the same road, and the vegetation was for the most part similar to the first. Very common in the woods along this road were patches of the deciduous ginger, *Asarum maculatum*...all with lovely silver leaf patterns. Also the woods were filled with a nice small ligularia....probably *L. fischeri*.

Stop two was also particularly well endowed with patches of the hardy orchid *Calanthe striata*...some patches as large as a typical bedroom. The woods here also presented a nice assortment of solomon's seal including *Polygonatum odoratum*, *P. falcatum*, *Smilacina japonica*, and *Disporum smilacina*.

By the time we made stop three along the same road, we were all so tired of seeing *Arisaema pensinulae* that we simply passed by ripe seed heads laying in our path by the hundreds. I never thought I would say such, but the prospect of having to clean thousands of arisaema seed before shipping them back to the U.S. didn't excite anyone. This site again provided more of the same, but with some particularly nice dryopteris (ferns).

Our 4th stop provided one of the nicest finds of the day, a wonderful silver speckled *Arisaema pensinulae* growing by itself in a dry creek bed...one of those one of a kind finds. Nearby was a large patch of veratrums (in full seed), a plant that we would later find hundreds of during the expedition. I think we were all stunned by the ferns, especially the spectacular specimens of *Osmunda japonica* (the nearly identical counterpart to our US native *O. regalis*).

Also at this stop, we were thrilled to find *Aruncus aethusifolius* growing in the wild among the mossy rocks in a dry creek bed alongside aconitums and hosta. The plant that probably surprised us most was a wonderful euphorbia that we found dotted throughout the woods. Although the flower head was similar to *E. robbiae*, the foliage was much narrower.

There was also a neat ivy, *Hedera rhombea* that we found occasionally in the woods, often in the adult form as it climbed to the top of the canopy. Hopefully, this can be rooted and eventually introduced.

Saturday 10-11-97

On Saturday, we dropped half of the group (Dan, Sue, and Ki-Hun) at Mt. Halla for an all day hike, while the rest of us (Tony, Darrell, and Bleddyn) explored around the base of the mountain. We journeyed back north of the mountain and took road 1117 around the base.

The first site was a road cut, below which we found a spectacular specimen of *Euscaphis japonica* in full fruit...WOW. I can see why JC Raulston was so excited about this tree when he first saw it in Korea in 1985. Nearby was another spectacular tree from which JC had collected seed, *Meliosma oldhamii*...25' tall and smothered with terminal spikes of orange berries.

Further down the same road, we found a splendid Kodak moment as an entire roadside bank of *Parnassia palustris* was in full flowers. Other than this wet bank, the roadsides were particularly dry, in part due to the extended drought from which the region was suffering.

After lunch in the Mt. Halla parking lot, I opted to explore the region

across from Mt. Halla in the hopes of finding more seed of *Arisaema ringens*, while Darrell and Bleddyn headed toward one of many volcanic craters on the island.

My trek to the top of the mountain across the street from Mt. Halla was extremely successful, as I got to see some of the largest *Arisaema ringens* that I've ever seen, along with more hostas, solomon's seal, and plenty more goodyeras.

Further down the road, Darrell made two exciting finds, *Liriope platyphylla*, and a larger leaf hosta that appears to be stoloniferous...we will have to wait and see, but it certainly didn't look like any *H. venusta* that I've ever seen.

By 5 p.m., it was time to pick up the group at Mt. Halla and return to do our grocery shopping prior to dinner. We departed at 7:15 for dinner with England's John Gallagher, a friend of Dan and Ki-Hun who was in town and had invited us to dinner. We enjoyed a wonderful dinner at a splendid restaurant near the 5-star Paradise Inn at which John was staying.

Returning to the hotel at 10 p.m., the rest of the group (who had greatly enjoyed copious amounts of adult beverages) decided to go to a local night stop to do some "bopping" as Sue called it. I don't remember what time they returned, but do remember that they were all strangely quite the next morning.

Sunday 10-12-97

We checked out of our hotel and were joined by a local friend of Ki-Hun, who was also quite a plant nut. He escorted us to the east side of the island to see some rather unique botanically interesting sites. After a hour drive through sites

See Korea, next page

Travel News

Korea, continued

such as a preserved authentic village with thatch roof huts, and back roads, all lined with spectacular *Cryptomeria japonica*, we arrive in the midst of an open field...the Abourum Crater.

After climbing under a barbed wire fence, we started the hike up this seemingly uninteresting hill. It didn't take long before we began to notice all kinds of little gems nestled in the grazed hillside. The most abundant was a cute little adenophora that was in full flower...tiny purple bells. Also, a nice purple flowered allium quickly caught everyone's attention. As we crested the hill, and began our descent in the crater, the group scattered.

Darrell yelled that he had discovered hostas on this barren sunny bank, about the same time I found *Lygodium japonicum* on the other side (Japanese climbing fern). Others had found treasures including an unidentified gallium, and a spectacular pink flowering stelleria, *S. rosea*. After a quick hour and a half, it was again time to move on.

Our next stop was Pija-Rim, a nearby national park of *Torreya nucifera*. Being one used to seeing torreyas as small nursery grown plants, it was truly incredible to see a preserved stand of 2,750 trees, each between 300-800 years old, and with a diameter of 10' +. It would have been quite easy to stand underneath these trees and scoop up seed from the ground all day, but it wouldn't have taken long to exceed the weight limit of our van, so we tried to show a bit of restraint.

Our final stop, before heading to the ferry was to see a native stand of *Crinum asiaticum*. This white star

flowered crinum occurs only on the sea coast, where it is native on rocky outcrops in the ocean, just off the coast. Although we found the crinums growing nicely, there were no seeds to be found this time and no time to take a boat out to further populations. While here, I was pleased to find *Vitex rotundifolia* in the wild...a plant that JC Raulston had highly promoted for beach dune stabilization.

By 2:45 p.m. we arrived at the ferry terminal to purchase tickets and get the van loaded on board. Then, it was off to the soda counter inside the terminal for a late lunch, and then hurry up and wait for the 5:30 ferry departure and another ferry ride from hell.

After choking and coughing for another six hours, we arrive back in Mokpo at 11:30 p.m. Fortunately, we had reserved our same hotel, just across the street, so with a minimum of trouble (waking the hotel owners), we were in our room and crashed for the night.

Monday 10-13-97

Today was the day that we had all dreaded, as we would lose our valuable tour guide, Song Ki-Hun, who needed to return to Chollipo. We now had as our guide, Kim Un-Chae, who arrived by train late last evening. After dropping Ki-Hun and the train station, we are off to Wolchulsan National Park, just 1.5 hours away.

At 10 a.m. we arrive at the park and disembark at the south end of the mountain. As we have been warned about the severity of the hike (vertical climbs up the face of the mountain on metal ladders and rope bridges from peak to peak), Darrell and I gladly offered to stay around the base, and then drive the van to pick up the rest of the group at the north end of the mountain.

The base of the mountain was extremely dry, but still yielded some exciting finds including more *Hemerocallis longituba*, different terrestrial orchids, and a very exciting find of *Davallia mariesii* (Rabbit's foot fern) growing on a sunny rock. Hosta were also quite plentiful here, as *Hosta capitata* was the dominant species. The specimens that we found were quite a bit larger than normal, with leaves to nearly 8" long...found on the dry partially sunny banks.

By 2 p.m. it was time to head to the north side to pick up the group. Un-Chae had agreed to join us in case we got lost, which was probably a good idea. Once we arrive, we meandered around the base, except for the energetic Un-Chae who climbed the trail to meet the rest of the group. The only real exciting find at this end was *Iris rossii*, which Darrell found in several locations along the dry trail.

After the group arrived at the bottom at 5 p.m. to report a very dry and fairly unproductive trek, returned again to our Mokpo hotel. Even the drive back to the hotel was eventful today, however as we were stopped by the police (not for speeding, which we had done excessively throughout the trip), but for driving in the passing lane...hadn't heard that one before. Frustrated by his inability to read the English on Bleddyn's international driving license, he finally allowed us to continue.

As we walked to dinner from our hotel on the waterfront, we were alarmed to find armed guards on every street corner near our hotel, complete with riot gear and machine guns. While we weren't able to determine the problem, we ate quickly, then scurried back to the hotel.

See Korea, next page

Travel News

Korea, continued

Tuesday 10-14-97

Departing our west coast Mokpo hotel for the final time, we made a quick stop at the post office for mailing our third packages, then to the bank to exchange more currency. We were now off for a six hour drive to the east to Mt. Chiri, and our stop for the night in nearby Kurye. Again, we were stopped by the police, who again was frustrated by trying to read English and sent us on our way. Something got lost in the translation, and we still don't know why we were stopped this time.

The longest time was spent trying to make our way around the large city of Kwangju. It had been obvious during the entire trip, that the increase in the number of vehicles was far out pacing the abilities of the highways to keep pace...hence the amazing amount of highway construction. Gasoline prices were comparable to the US, except for diesel, that was available everywhere at the US equivalent of \$.50/gallon.

The increase in vehicles is so new, that all of the cars on the roads were of very recent make. This has led to terrible traffic jams, such as the one we encountered trying to make our way around Kwangju. The traffic problems are caused both by the volume of cars and a the lack of many stoplights. Only the busiest intersections in the busiest towns have any stoplights, and even then it is certainly not enough. Everywhere else, it's a vehicular free for all, with seemingly no traffic rules...thank goodness they drove on the right side of the road.

The other problem is parking lots, which are virtually non-existent,

forcing drivers to stop in the middle of the road, making problems even worse.

By 3 p.m. we had arrived in Kurye, found a hotel and unloaded our gear. Just wanting to get out and walk, we opted for a quick reconnaissance trip up Mt. Chiri. After driving over the peak, we drove along until we found a spot to pull off the incredibly steep and winding road. Dashing up the hill, it was sight for sore eyes...tricyrtis...everywhere. As I yelled for Darrell (our resident tricyrtis nut), Dan was doing the same from below the road. As it turned out, we had stopped right in the midst of a 2 acre patch of *Tricyrtis macropoda*...complete with plenty of seed. What appeared to be a dry bank had grown the largest leaved *T. macropoda* that I've ever seen.

The woods at this quick stop were absolutely loaded with interesting plants...hemerocallis, *Asarum maculatum*, *Hosta* (either *H. nakaiana* or *H. capitata*), veratrums, polygonatums, orchids, and a host of wonderful ferns). Although syneilesis (like a cut leaf ligularia) was abundant throughout Korea, this was one of the only times that we were able to find a patch in seed.

Returning for dinner and our nightly shopping, we eagerly anticipated the upcoming day, back on Mt. Chiri.

Wednesday 10-15-97

Today, we chose to hike the main trail up to the temple. Immediately, we could tell as we hiked that this was not going to be as rich as the day before. Most of the rock woodland to each side of the trail was solid bamboo (the 5' tall kind). As I reached near the top, I opted to go over the edge of the cliff to the

right and climb downward looking for moisture. Darrell took off early in the trail and climbed to the lower part of the ridge, while the rest of the group opted to go over the top of the cliff to the left near the temple and down into the next valley.

After climbing downward for about an hour, I stumbled on a beautiful forest of *Rhododendron schlippenbachii* (Royal azalea) with a solid ground cover of *hosta* beneath. Climbing just below the steep rock cliff face, I found an incredible patch of *Clematis heracleifolia*. This form was much different that what we had been finding, with a thick woody trunk and a much stouter appearance. Also in the same area, was more of the spectacular *Cimicifuga dahurica* with it's faded 7' spikes.

There were plenty of hostas everywhere I turned in this deeply shaded valley, from growing in moss on sheer cliffs to flat spots on the top of cliffs. The area was also filled with *Astilbe koreana*...an incredibly tough plant that I would love to see in flower. Every now and then an interesting fern or solomon's seal would appear, but after three hours of going down the bank, it was time to head upwards again. Sometimes, just grabbing trees for balance had been unpleasant...especially when in a forest of the spiny *Aralia elata*, but here, grabbing the trunk of a *Stewartia pseudocamellia* was something special. I even had to stop for a few photo op's every time I encountered one of those 2' diameter stewartias with the wonderful mottled bark.

Still heading forward and looking for a place between the cliffs that was climbable took a while, but I finally was able to turn upward.

See Korea, next page

Travel News

Korea, continued

The forest had now become filled with a scrubby oak, *Quercus mongolica*, although still with occasional hosta patches beneath. As I climbed higher, patches of polygonatum with fruit began to appear...an all too rare occurrence on the trip. As the cliff steepened, daylilies again began to appear...even a few in seed.

After another 2-3 hours of climbing...some virtually vertical, I managed to crawl over the final giant rock to the top above the tree line to find a meadow of hosta, solomon's seal, and daylilies. Bright full sun above the tree line is not exactly where I anticipated finding a field of hosta, solomon's seal, and daylilies, but the abundance of seed on the daylilies was much more than anything I'd seen previously.

Back down the main trail, I was still amazed at the amount of people that used the Korean park system...again 30-40 people every minute went passed. This was to be my final night in Korea, as I was abandoning the rest of the group to head back to responsibilities in the US. The night was spent with final collection processing and getting a last package ready to mail.

Thursday 10-16-97

Having to be back in Kwangju for a 5 p.m. flight, I opted to join the group for a morning foray back to the top of Mt. Chiri. Passing our site of Wednesday, we journeyed first to a public parking lot several miles further up the mountain. This was an unusual site...a meadow of miscanthus and brambles, fading into a young pine forest.

Almost immediately, I encountered a small, but nice patch of *Tricyrtis*

macropoda, followed by seed on several nearby lilies. As I wandered further out in to the meadow, I stumbled across several clumps of *Iris ensata* var. *spontanea* growing right beside hostas. As I passed into a large patch of brambles, I looked down to find a giant patch of *Disporum viridescens*...the first patch that we had seen on the trip...and loaded with seed. We quickly finished up at that site, then headed even further down the road to a promising stop near a small waterfall.

This site was not particularly rich, but did yield a nice patch of *Disporum flavens*, as well as some hard to find seed on *Actaea asiatica*. What this site did yield was one of the funnier moments on the trip. Dan and Darrell had climbed upward to top of the ridge and were entranced in the flora of the region, when a Korean fighter plane breaking the sound barrier, swooped up from the adjacent valley. Diving down again, just above the tree tops, the sonic boom just above their heads sent them diving to the ground to avoid the seemingly imminent crash. They returned to the van visibly shaken...but fortunately in the mood for a variety of airplane jokes.

We stopped for a quick lunch along the route, and left Bleddyn, Sue, and Darrell behind as Dan and Un-Chae took me back to the bus station. We arrived at the station with about 30 seconds to spare before the bus departed for the 1.5 hour ride to Kwangju. Upon arriving at Kwangju, I ventured out to the street and hailed a taxi, which with the number of taxis in Korea isn't very hard. My prepared note of "take me to your post office" made for a quick drive. After mailing my final package, it was taxi time again. Once more, as

I pulled out my "take me to the airport" note. After a fast paced 30 minute drive to the airport, it was hurry up and wait for my flight back to Seoul.

Arriving at Seoul, it didn't take long to catch the free shuttle back to the nearby and "bed endowed" Airport Tourist Hotel. Cleaning the remainder of my accessions for inspections didn't take long, so all that remained was repacking for the flight home.

Friday 10-17-97

The flight from Seoul to Tokyo departed at 10 a.m. and arrived in Tokyo at 1p.m. After a three hour wait, we were ready to take off for the US. Arriving in Seattle after a smoke filled flight on Northwest (one of the few airlines that still allow smoking), we landed. We were greeted by a plant sniffing dog, that must have had a cold, or simply wasn't interested in the open package of beef jerky that I'd forgot about in my carrying case. After a quick and non eventful trip thru agriculture inspections, I was off for my connecting flights back to NC...wondering if I'd ever be able to decipher my notes enough to write this log. I guess, all ended well. ■

The JC Raulston Arboretum at NC State University

Department of Horticultural Science

Box 7609

Raleigh, NC 27695-7609

World Wide Web Address: <http://arb.ncsu.edu>

Friends of the JC Raulston Arboretum Newsletter is published four times a year.

Jonathan Nyberg, Editor

JC Raulston Arboretum Staff

Director	Bryce Lane	515-3189
Development Director	Catherine Maxwell	515-2000
Program Coordinator	Jonathan Nyberg	515-3132
Volunteer Coordinator	Harriet Bellerjeau	515-3132
Arboretum Secretary	Pamela Christie	515-3132
Arboretum Technician	Mitzi Hole	515-1632
Gardener	Anita Kuehne	515-1632
Gardener	Karen Jones	515-1632
Plant Recorder	Valerie Tyson	515-1632
Horticultural Advisor	Douglas Ruhren	515-1632
Arboretum Volunteer Office	Staffed by volunteers	515-7641

Volunteer Curators (* indicates help needed)

Butterfly Garden*	Patricia Highland	217-1252
Blue Bird Houses	Bill Satterwhite	787-5248
Blue Conifer Collection*	Guy Meilleur	387-7045
Iris Curator	Catherine Gaertner	380-5172
Japanese Garden*	Dan Howe	848-5462
JC Raulston Archives	Mary & Claude Caldwell	515-3132
Labeling*	Tom Bumgarner	231-7450
Lath House*	Charlotte Presley	851-0555
Magnolia Curator	Pat McCracken	365-7878
Mixed Shrub Border*	Amelia Lane	787-6228
Paradise Garden	Renee Zubin	856-9329
Perennial Borders*	Edith Eddleman	286-7691
	Douglas Ruhren	688-0240
Rose Garden	Harvey Bumgardner	832-5426
	Anne Clapp	787-9852
Southwest Garden*	KenZearfoss	846-7211
Tour Guide Coordinator	Fran Johnson	847-5274
Visitor Center Coordinator*	Bee Weddington	782-7737
Volunteer representative to the Arboretum Board	Anne Clapp	787-9852
Volunteer Office* Weekends needed		
Water Garden	Alicia Berry	829-2524
White Garden	Karen Jones	834-6351
Garden of Winter Delights*	Jonathan Nyberg	688-0240
	Frank Simpson	682-5754

Wisteria Garden* Curator needed

NC State University Horticultural Field Laboratory

Superintendent

Paul Lineberger

515-3144

Director, cont. from page 1
and student oriented he is!

Over the next few months, we will keep in close contact with Bob, providing him with as much information as we can to help him make a smooth transition in 1999. Until then, you are still stuck with me! I want to extend a special thanks to all the friends, volunteers and to the staff who labored through the interviews and gave so much of themselves as we pursued a new director. All the input was very much appreciated by Dr. Monaco, the department head, by the search committee, and by the faculty.

Special thanks to the NC Association of Nurserymen for coordinating a silent auction at the trade show in September. The auction generated more than \$7000 that went to the Arboretum! We had a great FOA

giveaway, the weather was perfect and everyone behaved as good plant's people should! The staff continues to amaze me with their hard work and dedication. I appreciate the commitment they have for our arboretum. Don't forget, the Arboretum is all about cultivation.....we cultivate plantsbut we also cultivate relationships.....special ones with special people.....you! Thanks for your continued support and have a great fall. ■



Midwinter Musings: A Garden of Pleasant Flowers

The Piedmont Chapter of the North American Rock Garden Society invites you to an **Eastern Winter Study Weekend**, January 29-31, 1999, at the Sheraton Imperial Hotel, Research Triangle Park between Raleigh and Durham, NC.

Speakers include, Tony Avent, Dan Hinkley, Nancy Goodwin, John Grimshaw, Milo Pyne, Jack Illiott and Nick Turland. For more information contact Bobby J. Ward, phone: 919-781-3291.



JC Raulston Arboretum at NC State University
Department of Horticultural Science
Box 7609
Raleigh, NC 27695-7609

NONPROFIT ORG
U. S. POSTAGE
PAID
RALEIGH, NC
PERMIT NO. 2353